

FAIRCHILD LINEAR

VOLTAGE REGULATORS

VOLTAGE REGULATORS (BY OUTPUT CURRENT) (Cont'd)

Item	DEVICE NO.	Output Current (mA)	Output Voltage Range V	Temperature (1)	Line Regulation %V OUT	Load Regulation %V OUT	Ripple Rejection dB	Quiescent Current mA	Input Voltage Range V	Dropout Voltage V	Logic/Connection Diagram(s)	Package(s)
Positive Adjustable												
1	μA105	12	4.5 to 30	M	0.06	0.1	10	2.0	8.5 to 50	3.0	L-VR14	TO-99
2	μA305	12	4.5 to 30	C	0.06	0.1	10	2.0	8.5 to 40	3.0	L-VR14	TO-99
3	μA376	25	5.0 to 37	C	0.1	0.5	10	2.5	9.0 to 40	3.0	L-VR20	9T
4	μA305A	45	4.5 to 40	C	0.06	0.4	—	2.0	8.5 to 50	3.0	L-VR14	TO-99
5	μA723	150	2.0 to 37	M	0.3	0.15	58	3.5	9.5 to 40	3.0	L-VR15,17	TO-100,6A
6	μA723	150	2.0 to 37	C	0.5	0.2	58	4.0	9.5 to 40	3.0	L-VR15,17	TO-100,6A,9A
7	μA78MG	500	5.0 to 30	M	1.0	1.0	62	5.0	7.5 to 40	3.0	L-VR4	TO-39
8	μA78MG	500	5.0 to 30	C	1.0	1.0	62	5.0	7.5 to 40	2.5	L-VR4,8,18	TO-39,8Z,9V
9	μA78G	1000	5.0 to 30	M	1.0	1.0	68	5.0	7.5 to 40	2.5	L-VR12	TO-3
10	μA78G	1000	5.0 to 30	C	1.0	1.0	62	5.0	7.5 to 40	3.0	L-VR8,12	TO-3,8Z
11	μA78HG	5000	5.0 to 24	C	1.0	1.0	60	10	8.5 to 25	3.5	H10	TO-3
Negative Adjustable												
12	μA104	25	-0.015 to -40	M	0.1	5mV	1.0	5.0	-8.0 to -50	2.0	L-VR16	TO-100
13	μA304	25	-0.035 to -30	C	0.1	5mV	1.0	5.0	-8.0 to -40	2.0	L-VR16	TO-100
14	μA79MG	500	-2.23 to -30	M	1.0	1.0	50	2.5	-7.0 to -30	2.5	L-VR5	TO-39
15	μA79MG	500	-2.23 to -30	C	1.0	1.0	50	2.5	-7.0 to -30	2.3	L-VR5,9,19	TO-39,8Z,9V
16	μA79G	1000	-2.23 to -30	M	1.0	2.0	50	2.0	-7.0 to -40	2.8	L-VR13	TO-3
17	μA79G	1000	-2.23 to -30	C	1.0	2.0	50	2.0	-7.0 to -40	2.3	L-VR9,13	TO-3,8Z
18	μA79HG	5000	-2.25 to -24	C,M	1.0	1.0	50	5.0	-7.0 to -40	2.0	H11	TO-3
Adjustable Switching Regulator												
19	μA78S	1500	-1.3 to -40	M	—	—	100	2.0	-2.5 to -40	—	L-VR21	6B
20	μA78S	1500	-1.3 to -40	C	—	—	100	2.0	-2.5 to -40	—	L-VR21	6B,9B
21	SH1605 ⁽²⁾	5000	2.0 to 20	C	—	—	—	30	5.0 to 40	—	—	—

1 Operating junction temperature range
 C = Commercial temperature range, 0°C to +125°C, V = Vehicular & Industrial temperature range
 -40°C to +125°C M = Extended Military -55°C to +150°C

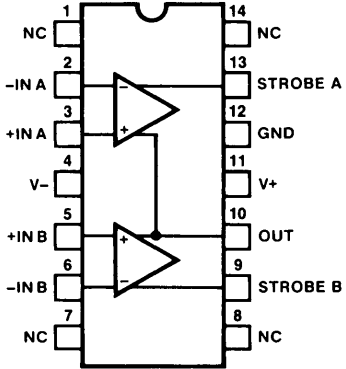
2 To be announced

7

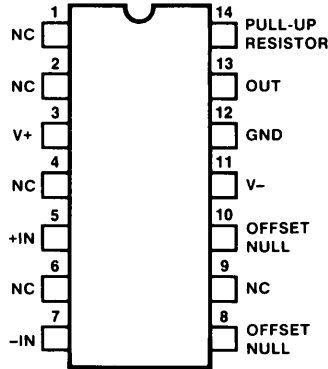
FAIRCHILD LOGIC/CONNECTION DIAGRAMS

LINEAR

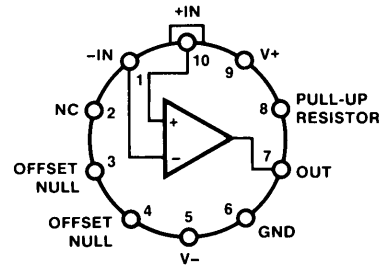
L-OA36
 μ A711



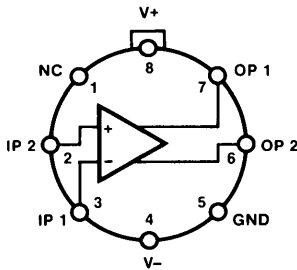
L-OA37
 μ A734



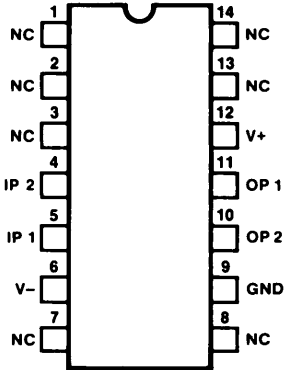
L-OA38
 μ A734



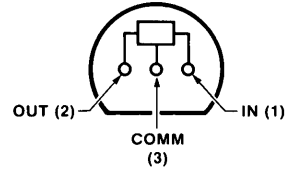
L-OA39
 μ A760



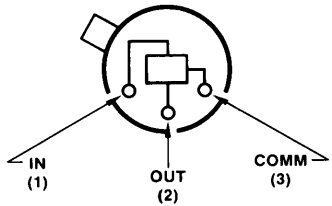
L-OA40
 μ A760



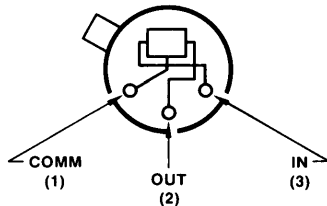
L-VR1
 μ A78LXX



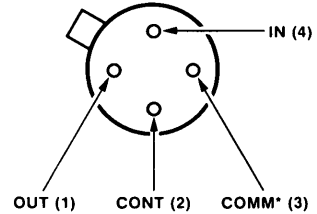
L-VR2
 μ A78LXX, μ A78MXX



L-VR3
 μ A79MXX

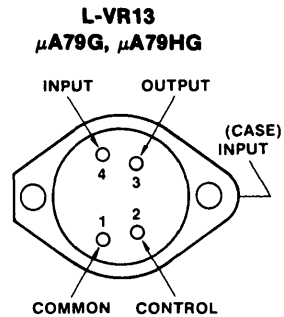
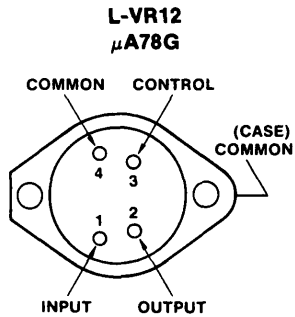
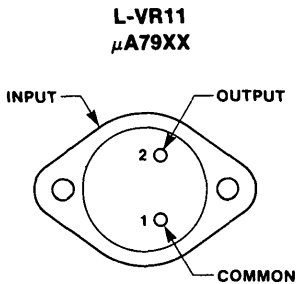
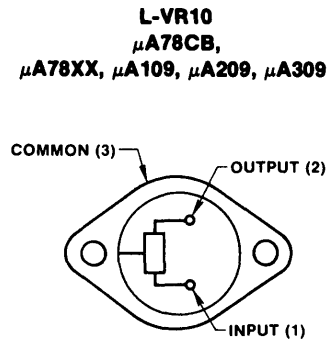
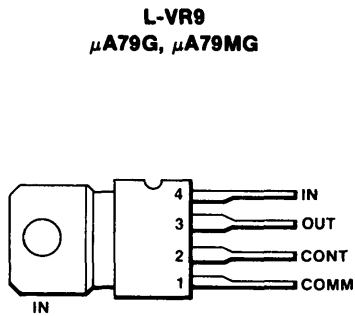
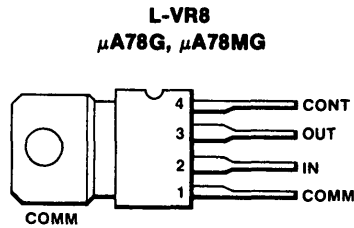
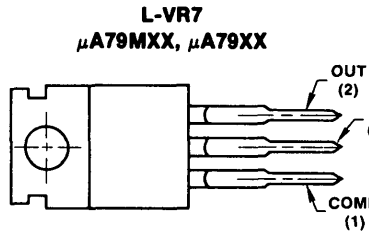
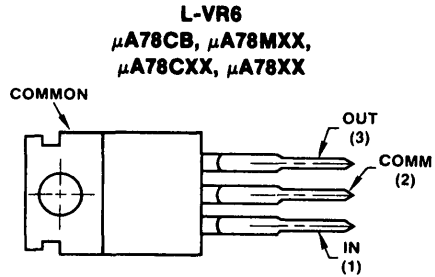
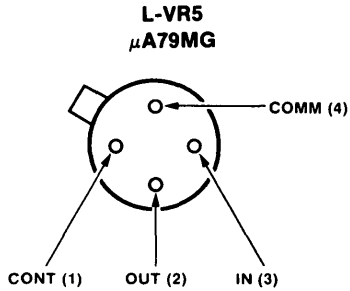


L-VR4
 μ A78MG



FAIRCHILD LOGIC/CONNECTION DIAGRAMS

LINEAR

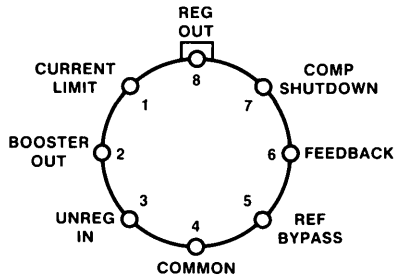


PROPERTY OF NATO LIBRARY

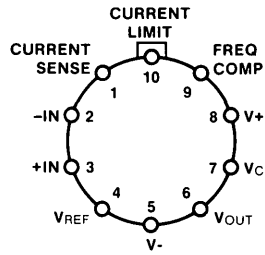
FAIRCHILD LOGIC/CONNECTION DIAGRAMS

LINEAR

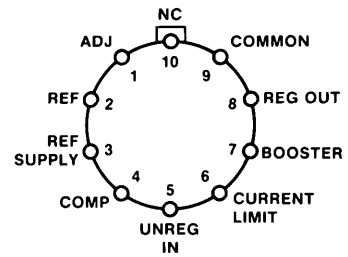
L-VR14
 $\mu\text{A105}, \mu\text{A305/A}$



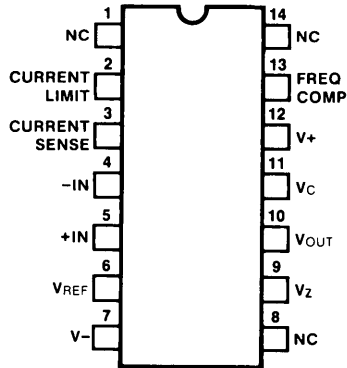
L-VR15
 μA723



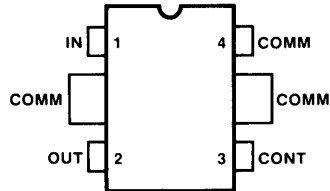
L-VR16
 $\mu\text{A104}, \mu\text{A304}$



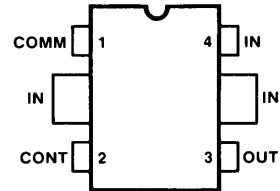
L-VR17
 μA723



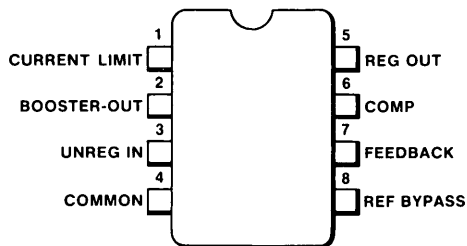
L-VR18
 μA78MG



L-VR19
 μA79MG



L-VR20
 μA376



L-VR21
 μA78S

