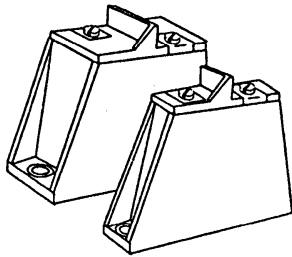


August 1993

Industrial High Energy Metal-Oxide Varistors



BB SERIES

BA SERIES

Features

- Recognized as "Transient Voltage Surge Suppressors", UL File #E75961 to Std. 1449
- High Energy Absorption Capability W_{TM}
 - BA Series 3200J
 - BB Series 10,000J
- Wide Operating Voltage Range $V_{M(AC)RMS}$
 - BA Series 130V to 880V
 - BB Series 1100V to 2800V
- Rigid Terminals for Secure Wire Contact
- Case Design Provides Complete Electrical Isolation of Disc SubAssembly
- Large Diameter Disc 60mm

Description

BA and BB series transient surge suppressors are heavy-duty industrial metal-oxide varistors designed to provide surge protection for motor controls and power supplies used in oil-drilling, mining, and transportation equipment. Possible voltage surges in their ac power supplies could cause product failure and the subsequent faulty operation of these systems.

These UL-recognized varistors have similar package construction but differ in size, ratings and electrical characteristics.

Both the BA and BB series feature improved creep and strike capability to minimize breakdown along the package surface, a package design that provides complete electrical isolation of the disc subassembly, and rigid terminals to insure secure wire contacts.

Absolute Maximum Ratings

For ratings of individual members of a series, see Device Ratings and Characteristics chart

	BA SERIES	BB SERIES	UNITS
Continuous:			
Steady State Applied Voltage:			
AC Voltage Range ($V_{M(AC)RMS}$)	130 to 880	1100 to 2800	V
DC Voltage Range ($V_{M(DC)}$)	175 to 1150	1400 to 3500	V
Transient:			
Peak Pulse Current (I_{TM})			
For 8/20 μ s Current Wave (See Figure 2)	50,000 to 70,000	70,000	A
Single Pulse Energy Range			
For 10/1000 μ s Current Wave (W_{TM})	450 to 3200	3800 to 10,000	J
Operating Ambient Temperature Range (T_A)	-55 to +85	-55 to +85	$^{\circ}$ C
Storage Temperature Range (T_{STG})	-55 to +125	-55 to +125	$^{\circ}$ C
Temperature Coefficient (αV) of Clamping Voltage (V_C) at Specified Test Current	<0.01	<0.01	%/ $^{\circ}$ C
Hi-Pot Encapsulation (Isolation Voltage Capability)	5000	5000	V
(Dielectric must withstand indicated dc voltage for one minute per MIL-STD 202, Method 301)			
Insulation Resistance	1000	1000	M Ω

Specifications BA/BB Series

Device Ratings and Characteristics

Series BA and BB Varistors are listed under UL file #E75961 as a UL recognized component.

MODEL NUMBER	MAXIMUM RATINGS (+85°C)				CHARACTERISTICS (+25°C)				
	CONTINUOUS		TRANSIENT		VARISTOR VOLTAGE AT 1mA DC TEST CURRENT			MAX CLAMPING VOLT V_C AT 200A CURRENT (8/20 μ s)	TYPICAL CAPACITANCE $f = 1$ MHz
	RMS VOLT-AGE	DC VOLT-AGE	ENERGY (10/1000 μ s)	PEAK CURRENT (8/20 μ s)					
	$V_{M(AC)}$ (V)	$V_{M(DC)}$ (V)	W_{TM} (J)	I_{TM} (A)	MIN (V)	$V_{N(DC)}$ (V)	MAX (V)	V_C (V)	(pF)
VI 31 BA60	130	175	450	50000	184	200	228	340	20000
V151BA60	150	200	530	50000	212	240	268	400	16000
V251BA60	250	330	880	50000	354	390	429	620	10000
V271BA60	275	369	950	50000	389	430	473	680	9000
V321BA60	320	420	1100	50000	462	510	539	760	7500
V421BA60	420	560	1500	70000	610	680	748	1060	6000
V481BA60	480	640	1600	70000	670	750	825	1160	5500
V511BA80	510	675	1800	70000	735	820	910	1300	5000
V571BA60	575	730	2100	70000	805	910	1000	1420	4500
V661BA60	660	850	2300	70000	940	1050	1160	1640	4000
V751BA60	750	970	2600	70000	1080	1200	1320	1880	3500
V881BA60	880	1150	3200	70000	1290	1500	1650	2340	2700
V112BB60	1100	1400	3800	70000	1620	1800	2060	2940	2200
V142BB60	1400	1750	5000	70000	2020	2200	2550	3600	1800
V172BB60	1700	2150	6000	70000	2500	2700	3030	4300	1500
V202BB60	2000	2500	7500	70000	2970	3300	3630	5200	1200
V242BB60	2400	3000	8600	70000	3510	3900	4290	6200	1000
V282BB60	2800	3500	10000	70000	4230	4700	5170	7400	800

NOTE: Average power dissipation of transients not to exceed 2.5W. See Figures 3 and 4 for more information on power dissipation.

Power Dissipation Requirements

Transients in a suppressor generate heat too quickly for it to be transferred to the surroundings during the pulse interval. Continuous power dissipation capability, therefore, is not a necessary design requirement for a suppressor, unless transients occur in rapid succession. Under this condition, the average power dissipation required is simply the energy (watt-seconds) per pulse times the number of pulses per second. The power so developed must be within the specifications shown on the Device Ratings and Characteristics table for the specific device. Furthermore, the operating values need to be derated at high temperatures as shown in Figure 1. Because varistors can only dissipate a relatively small amount of average power they are, therefore, not suitable for repetitive applications that involve substantial amounts of average power dissipation.

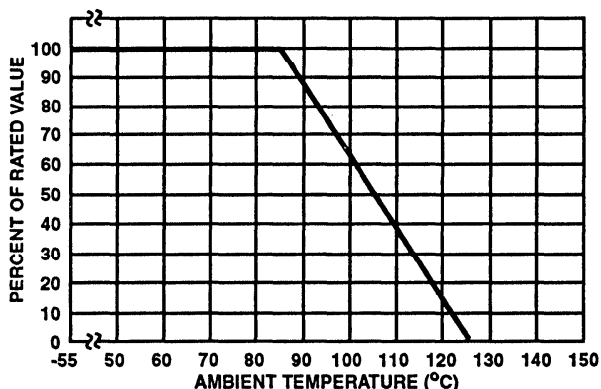


FIGURE 1. CURRENT, ENERGY AND POWER DERATING CURVE

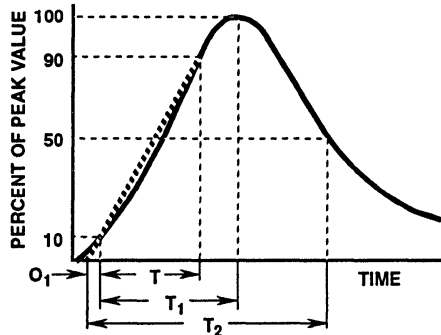


FIGURE 2. PEAK PULSE CURRENT TEST WAVEFORM

- O_1 = Virtual Origin of Wave
- T = Time From 10% to 90% of Peak
- T_1 = Virtual Front Time = $1.25 \cdot t$
- T_2 = Virtual Time to Half Value (Impulse Duration)

Example: For an 8/20 μ s Current Waveform:
 8μ s = T_1 = Virtual Front Time
 20μ s = T_2 = Virtual Time to Half Value

9
VARISTOR PRODUCTS

BA/BB Series

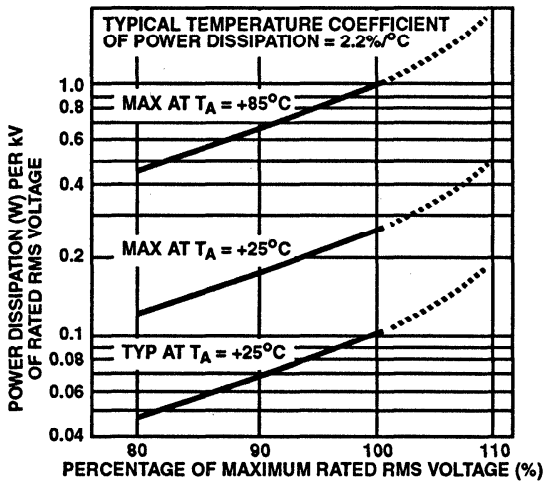


FIGURE 3. STANDBY POWER DISSIPATION vs APPLIED RMS VOLTAGE AT VARIED TEMPERATURES

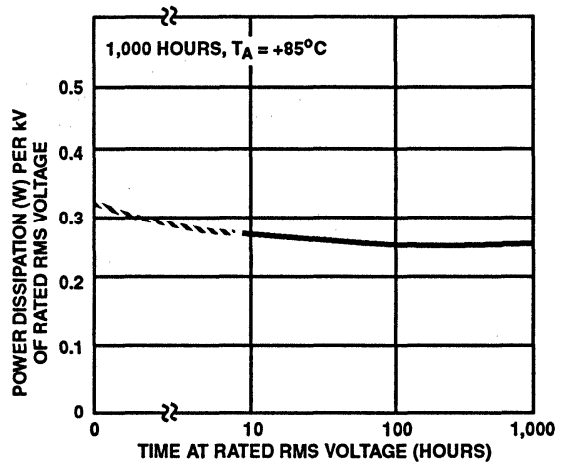


FIGURE 4. TYPICAL STABILITY OF STANDBY POWER DISSIPATION AT RATED RMS VOLTAGE vs TIME

Transient V-I Characteristics Curves

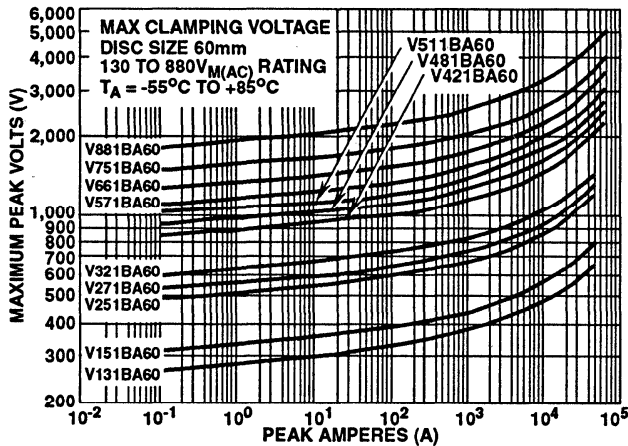


FIGURE 5. CLAMPING VOLTAGE FOR V131BA60 - V881BA60

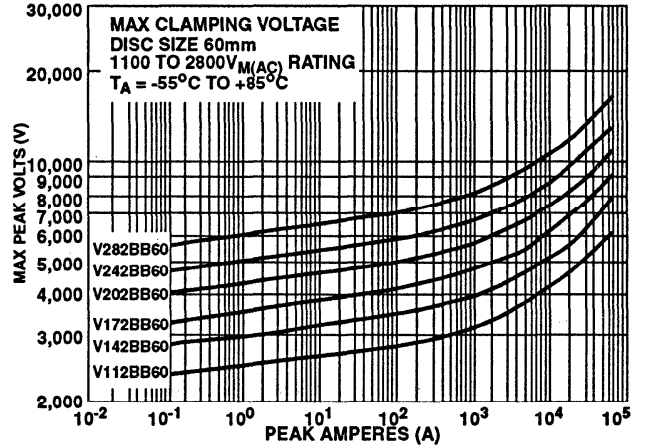


FIGURE 6. CLAMPING VOLTAGE FOR V112BB60 - V282BB60

Pulse Rating Curves

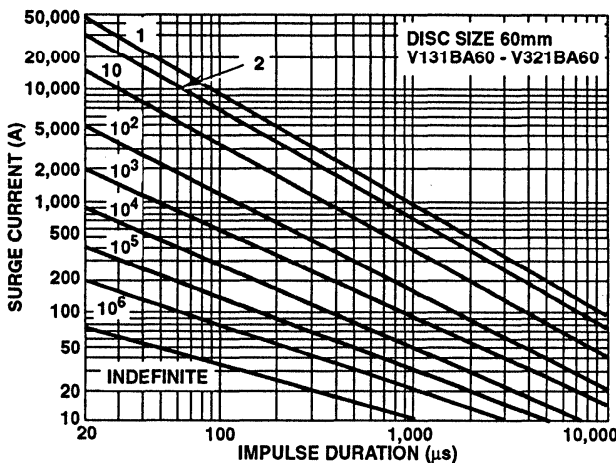


FIGURE 7. SURGE CURRENT RATING CURVES FOR V131BA60 - V321BA60

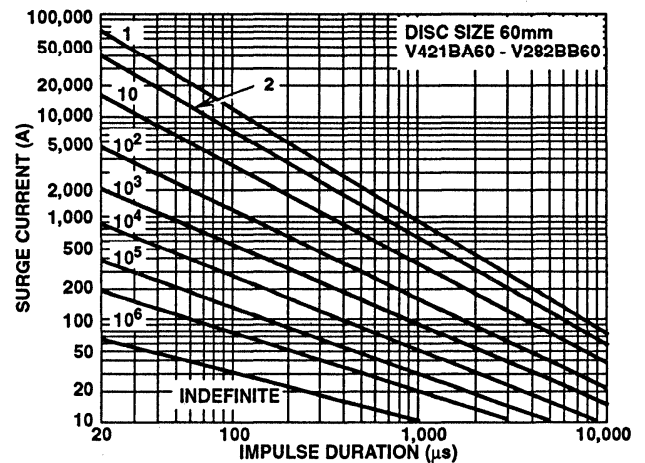


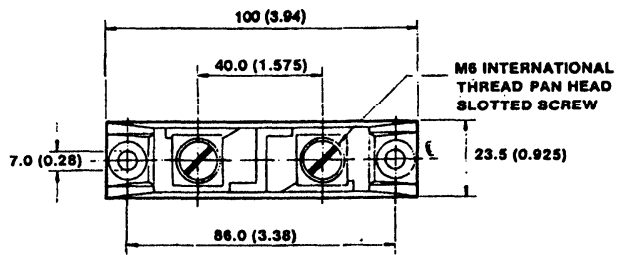
FIGURE 8. SURGE CURRENT RATING CURVES FOR V421BA60 - V282BB60

NOTE: If pulse ratings are exceeded, a shift of $V_{N(DC)}$ (at specified current) of more than $\pm 10\%$ could result. This type of shift, which normally results in a decrease of $V_{N(DC)}$, may result in the device not meeting the original published specifications, but it does not prevent the device from continuing to function, and to provide ample protection.

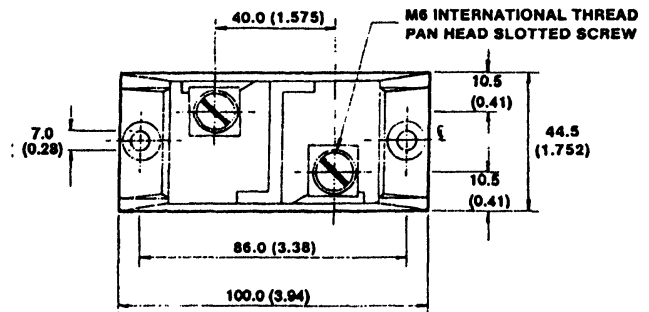
BA/BB Series

Packaging

BA SERIES



BB SERIES



NOTES:

1. Typical Weight:

- BA..... 250g
- BB..... 600g

Dimensions are in mm; inches in parentheses for reference only.

