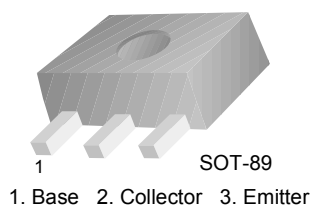


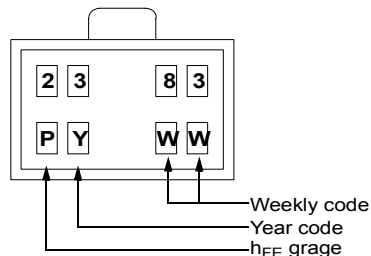
FJC2383

NPN Epitaxial Silicon Transistor

Color TV Audio Output & Color TV Vertical Deflection Output



Marking



Absolute Maximum Ratings T_a = 25°C unless otherwise noted

Symbol	Parameter	Ratings	Units
V _{CB0}	Collector-Base Voltage	160	V
V _{CEO}	Collector-Emitter Voltage	160	V
V _{EBO}	Emitter-Base Voltage	6	V
I _C	Collector Current	1	A
I _B	Base Current	0.5	A
P _C	Collector Power Dissipation	500	mW
T _J	Junction Temperature	150	°C
T _{STG}	Storage Temperature	-55 ~ 150	°C

Electrical Characteristics T_a = 25°C unless otherwise noted

Symbol	Parameter	Test Condition	Min.	Typ.	Max.	Units
I _{CB0}	Collector Cut-off Current	V _{CB} = 150V, I _E = 0			1	μA
I _{EBO}	Emitter Cut-off Current	V _{EB} = 6V, I _C = 0			1	μA
BV _{CEO}	Collector-Emitter Breakdown Voltage	I _C = 10mA, I _B = 0	160			V
h _{FE}	DC Current Gain	V _{CE} = 5V, I _C = 200mA	100		320	
V _{CE(sat)}	Collector-Emitter Saturation Voltage	I _C = 500mA, I _B = 50mA			1.5	V
V _{BE(on)}	Base-Emitter On Voltage	V _{CE} = 5V, I _C = 5mA	0.45		0.75	V
f _T	Current Gain Bandwidth Product	V _{CE} = 5V, I _C = 200mA	20	100		MHz
C _{ob}	Output Capacitance	V _{CB} = 10V, I _E = 0, f = 1MHz			20	pF

h_{FE} Classification

Classification	O	Y
h _{FE}	100 ~ 200	160 ~ 320

Package Marking and Ordering Information

Device Marking	Device	Package	Reel Size	Tape Width	Quantity
2383	FJC2383	SOT-89	13"	--	4,000

Typical Performance Characteristics

Figure 1. Static Characteristic

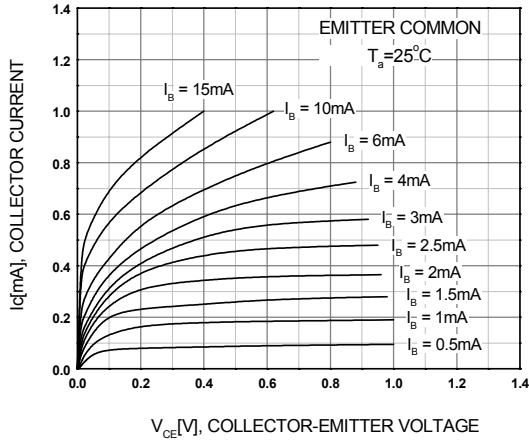


Figure 2. DC Current Gain

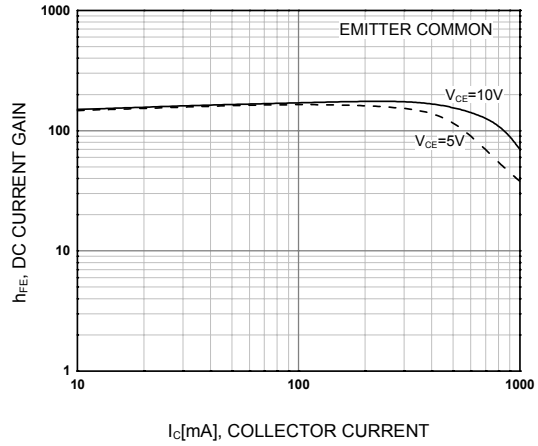


Figure 3. DC Current Gain

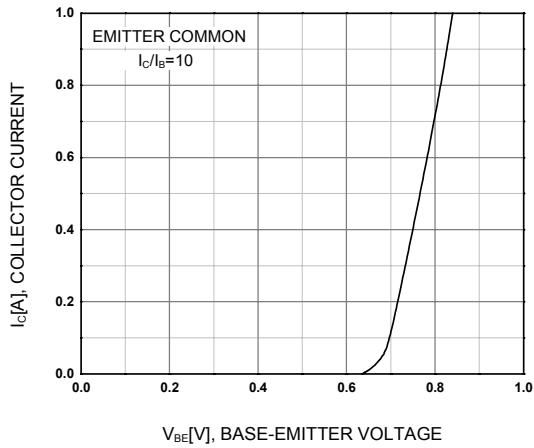


Figure 4. Collector-Emitter Saturation Voltage

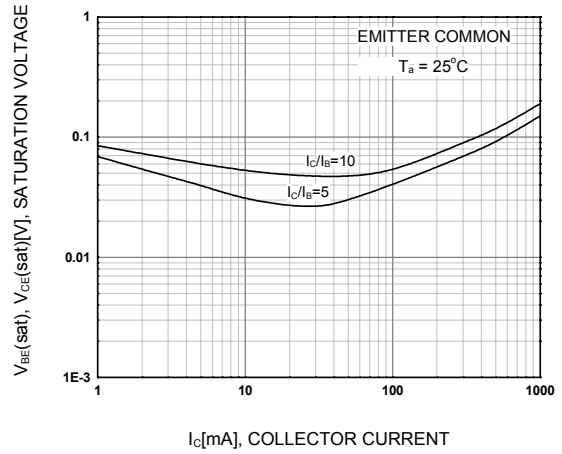


Figure 5. Base-Emitter On Voltage

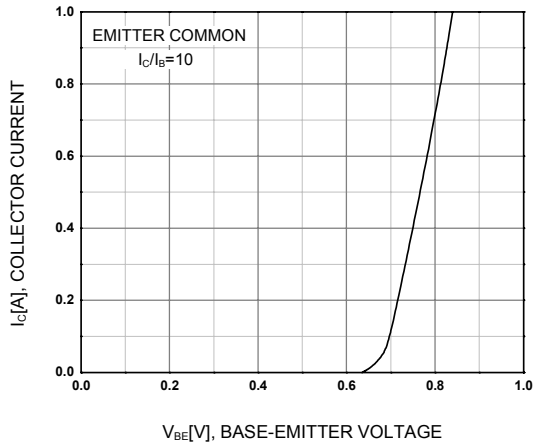
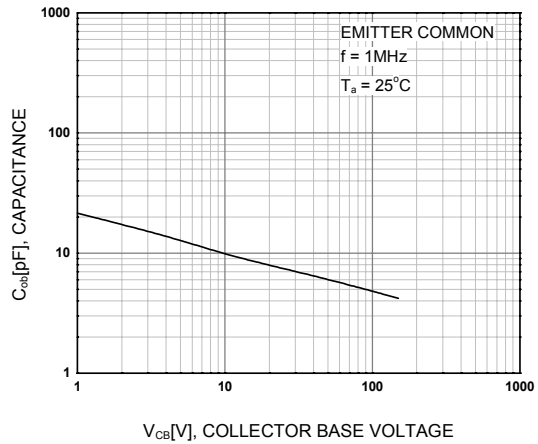
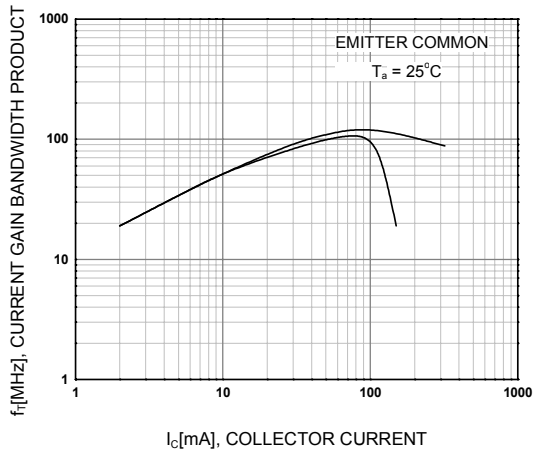


Figure 6. Collectro Output Capacitance



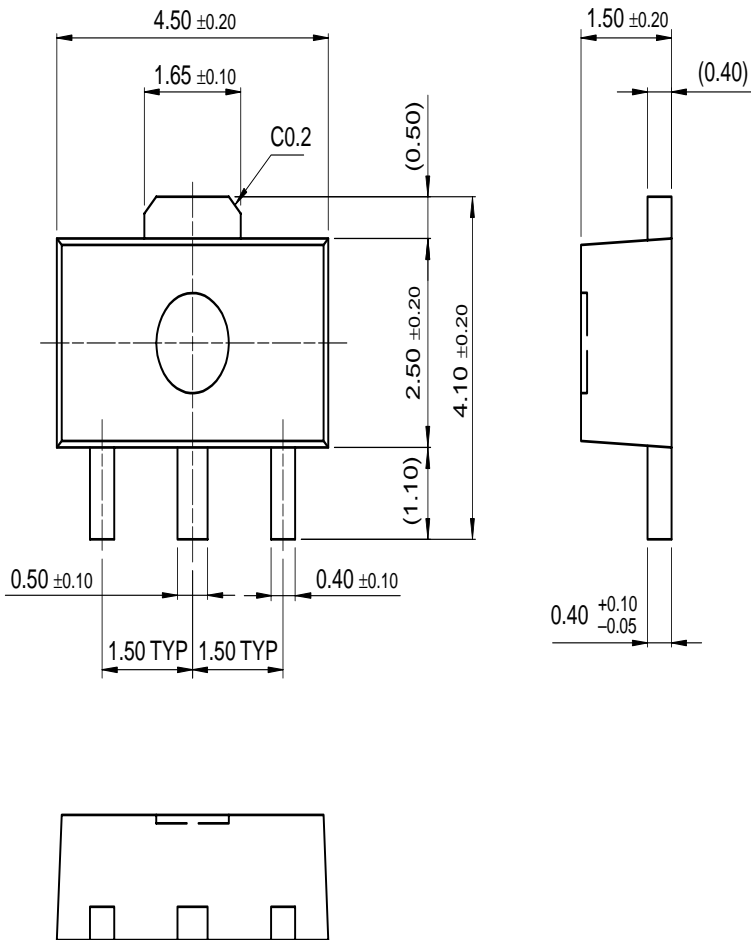
Typical Performance Characteristics (Continued)

Figure 7. Current Gain Bandwidth Product



Mechanical Dimensions

SOT-89



Dimensions in Millimeters

TRADEMARKS

The following are registered and unregistered trademarks Fairchild Semiconductor owns or is authorized to use and is not intended to be an exhaustive list of all such trademarks.

ACEx™	FAST®	ISOPLANAR™	PowerSaver™	SuperSOT™-8
ActiveArray™	FASTR™	LittleFET™	PowerTrench®	SyncFET™
Bottomless™	FPS™	MICROCOUPLER™	QFET®	TinyLogic®
Build it Now™	FRFET™	MicroFET™	QS™	TINYOPTO™
CoolFET™	GlobalOptoisolator™	MicroPak™	QT Optoelectronics™	TruTranslation™
CROSSVOLT™	GTO™	MICROWIRE™	Quiet Series™	UHC™
DOME™	HiSeC™	MSX™	RapidConfigure™	UltraFET®
EcoSPARK™	I ² C™	MSXPro™	RapidConnect™	UniFET™
E ² CMOS™	i-Lo™	OCX™	μSerDes™	VCX™
EnSigna™	ImpliedDisconnect™	OCXPro™	SILENT SWITCHER®	Wire™
FACT™	IntelliMAX™	OPTOLOGIC®	SMART START™	
FACT Quiet Series™		OPTOPLANAR™	SPM™	
Across the board. Around the world.™		PACMAN™	Stealth™	
The Power Franchise®		POP™	SuperFET™	
Programmable Active Droop™		Power247™	SuperSOT™-3	
		PowerEdge™	SuperSOT™-6	

DISCLAIMER

FAIRCHILD SEMICONDUCTOR RESERVES THE RIGHT TO MAKE CHANGES WITHOUT FURTHER NOTICE TO ANY PRODUCTS HEREIN TO IMPROVE RELIABILITY, FUNCTION OR DESIGN. FAIRCHILD DOES NOT ASSUME ANY LIABILITY ARISING OUT OF THE APPLICATION OR USE OF ANY PRODUCT OR CIRCUIT DESCRIBED HEREIN; NEITHER DOES IT CONVEY ANY LICENSE UNDER ITS PATENT RIGHTS, NOR THE RIGHTS OF OTHERS.

LIFE SUPPORT POLICY

FAIRCHILD'S PRODUCTS ARE NOT AUTHORIZED FOR USE AS CRITICAL COMPONENTS IN LIFE SUPPORT DEVICES OR SYSTEMS WITHOUT THE EXPRESS WRITTEN APPROVAL OF FAIRCHILD SEMICONDUCTOR CORPORATION.

As used herein:

- Life support devices or systems are devices or systems which, (a) are intended for surgical implant into the body, or (b) support or sustain life, or (c) whose failure to perform when properly used in accordance with instructions for use provided in the labeling, can be reasonably expected to result in significant injury to the user.
- A critical component is any component of a life support device or system whose failure to perform can be reasonably expected to cause the failure of the life support device or system, or to affect its safety or effectiveness.

PRODUCT STATUS DEFINITIONS

Definition of Terms

Datasheet Identification	Product Status	Definition
Advance Information	Formative or In Design	This datasheet contains the design specifications for product development. Specifications may change in any manner without notice.
Preliminary	First Production	This datasheet contains preliminary data, and supplementary data will be published at a later date. Fairchild Semiconductor reserves the right to make changes at any time without notice in order to improve design.
No Identification Needed	Full Production	This datasheet contains final specifications. Fairchild Semiconductor reserves the right to make changes at any time without notice in order to improve design.
Obsolete	Not In Production	This datasheet contains specifications on a product that has been discontinued by Fairchild semiconductor. The datasheet is printed for reference information only.

Rev. 116

Home >> Find products >>

FJC2383

NPN Epitaxial Silicon Transistor

Contents

- [Features](#)
- [Product status/pricing/packageing](#)
- [Order Samples](#)
- [Models](#)

• [Qualification Support](#)

Features

Color TV Audio Output & Color TV Vertical Deflection Output

[back to top](#)

BUY

Datasheet

[Download this datasheet](#)



[e-mail this datasheet](#)



This page

[Print version](#)

Related Links

[Request samples](#)

[How to order products](#)

[Product Change Notices \(PCNs\)](#)

[Support](#)

[Sales support](#)

[Quality and reliability](#)

[Design center](#)

Product status/pricing/packageing

BUY

Product	Product status	Pb-free Status	Pricing*	Package type	Leads	Packing method	Package Marking Convention**
FJC2383OTF	Full Production	Full Production	\$0.141	SOT-89	3	TAPE REEL	Line 1: 2383 Line 2: O&3
FJC2383YTF	Full Production	Full Production	\$0.141	SOT-89	3	TAPE REEL	Line 1: 2383 Line 2: Y&3

* Fairchild 1,000 piece Budgetary Pricing

** A sample button will appear if the part is available through Fairchild's on-line samples program. If there is no sample button, please contact a [Fairchild distributor](#) to obtain samples



Indicates product with Pb-free second-level interconnect. For more information [click here](#).

Package marking information for product FJC2383 is available. [Click here for more information](#).

[back to top](#)

Models

Package & leads	Condition	Temperature range	Vcc range	Software version	Revision date
PSPICE					
SOT-89-3	Electrical/Thermal	-55°C to 150°C	0V to 1V	9.2	Jun 17, 2004

[back to top](#)

Qualification Support

Click on a product for detailed qualification data

Product
FJC2383OTF
FJC2383YTF

[back to top](#)

© 2007 Fairchild Semiconductor

